

# Columns & Porch Posts

Styles come and go, but columns have stayed in fashion for over 3000 years. The only changes in columns over the past number of years have been the types of material they have been made from. Today, the best columns are made by Chemcrest.

Our porch posts are structural and our decorative columns easily conceal existing unsightly support posts or pipes already in place. Structural columns are also available. In every case, Chemcrest's columns and porch posts are more durable than wood and do not require the continuous maintenance or rot repair that wood products demand.

Chemcrest's columns come in a variety of styles: smooth, fluted, paneled, straight, rope, tapered, round and boxed. Add one of our crowns or capitals and bases to further enhance the look.

Our plant stands have the same column look to them. Add a decorative cap and base to beautify a corner or hold a treasured memento such as a picture or vase.

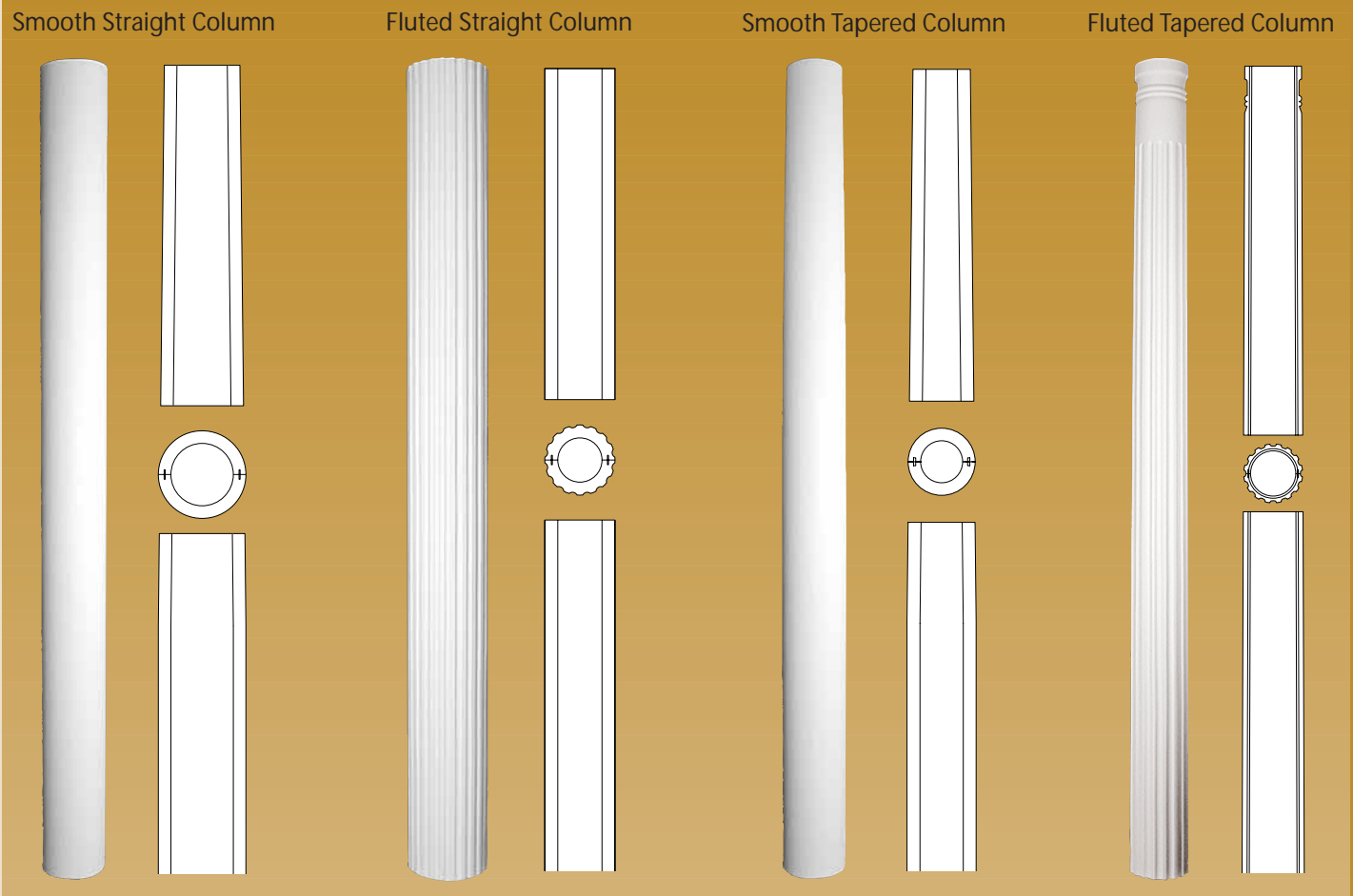
Product shown: **PSC1210-SM**, **TUSC12** and **BASE12**.



# Decorative Columns




Decorative Smooth Column				Decorative Fluted Column				Decorative Smooth Tapered Column (Architecturally correct - Entasis Style)				
	OD	Height	ID		OD	Height	ID		Base OD	Height	ID	Top OD
PSC0608-SM*	6"	8'	3 1/2"	PSC0808-FL	8 1/8"	8'	5 1/8"	PSC0804-TAP-SM	7 5/8"	4'	4 5/8"	7 1/16"
PSC0610-SM*	6"	10'	3 1/2"	PSC0810-FL	8 1/8"	10'	5 1/8"	PSC0805-TAP-SM	7 5/8"	5'	4 5/8"	6 5/8"
PSC0612-SM*	6"	12'	3 1/2"	PSC0812-FL	8 1/8"	12'	5 1/8"	PSC0808-TAP-SM	7 5/8"	8'	4 5/8"	6 5/8"
PSC0808-SM	8"	8'	5 1/2"	PSC1008-FL	9 7/8"	8'	7 3/8"	PSC0810-TAP-SM	7 1/16"	10'	4 3/8"	6 1/2"
PSC0810-SM	8"	10'	5 1/2"	PSC1010-FL	9 7/8"	10'	7 3/8"	PSC1008-TAP-SM	9 5/8"	8'	6 5/8"	8 1/2"
PSC0812-SM	8"	12'	5 1/2"	PSC1012-FL	9 7/8"	12'	7 3/8"	PSC1210-TAP-SM	12"	10'	9"	10 1/8"
PSC1008-SM	10"	8'	7 1/2"	PSC1208-FL	11 7/8"	8'	9 3/8"	<i>Call for availability and pricing.</i>				
PSC1010-SM	10"	10'	7 1/2"	PSC1210-FL	11 7/8"	10'	9 3/8"					
PSC1012-SM	10"	12'	7 1/2"	PSC1212-FL	11 7/8"	12'	9 3/8"					
PSC1208-SM	12"	8'	9 1/2"	PSC1408-FL	14 1/8"	8'	11 1/8"					
PSC1210-SM	12"	10'	9 1/2"	PSC1410-FL	14 1/8"	10'	11 1/8"					
PSC1212-SM	12"	12'	9 1/2"	PSC1412-FL	14 1/8"	12'	11 1/8"					
PSC1408-SM	14 1/8"	8'	11 1/8"	<i>Heights may be modified. Call for pricing.</i>								
PSC1410-SM	14 1/8"	10'	11 1/8"									
PSC1412-SM	14 1/8"	12'	11 1/8"									
<i>Heights may be modified. Call for pricing.</i>												
<i>*Not exactly as shown.</i>												



All Chemcrest columns come assembled unless otherwise specified.  
Use plenty of polyurethane-based adhesive AT101-300 on all contact surfaces - see page 122.

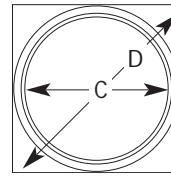


# Decorative Bases & Capitals




## Tuscan Capital & Base

	A	B	C	D	Fits Column Size
<b>TUSC06</b>	9"	3 1/4"	6 1/8"	12 3/4"	6" Column
<b>TUSC08</b>	11"	3 1/4"	8 1/8"	15 9/16"	8" Column
<b>TUSC08-TAP</b>	9 15/16"	3 1/4"	7 5/8"	14 1/16"	8" Tapered Column
<b>TUSC10</b>	13"	3 1/4"	10 1/8"	18 3/8"	10" Column
<b>TUSC10-TAP</b>	11 5/8"	3 1/4"	8 3/4"	16 7/16"	10" Tapered Column
<b>TUSC12</b>	15"	3 1/4"	12 1/8"	21 1/4"	12" Column
<b>TUSC12-TAP</b>	13 3/8"	3 1/4"	10 1/2"	18 15/16"	12" Tapered Column
<b>TUSC14</b>	17"	3 1/4"	14 1/4"	24 1/8"	14" Column

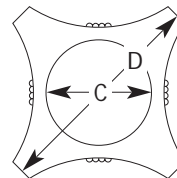


(C=hole size D=total across)



## Scamozzi Capital - Sits ovetop tapered column like a sleeve

	A	B	C	D	Fits Column Size
<b>CROWN-08-TAP</b>	11"	4 5/8"	6 3/4"	14"	8" Column
<b>CROWN-10-TAP</b>	16 5/8"	7 1/8"	8 7/8"	21 3/8"	10" Column
<b>CROWN-12-TAP</b>	18 1/2"	7 1/2"	10 1/16"	24 3/4"	12" Column

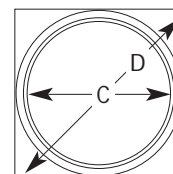


(C=hole size D=total across)




## Attic Base - For straight column

	A	B	C	D	Fits Column Size
<b>ATTC08</b>	10 3/4"	4 3/8"	8 3/16"	15 3/16"	8" Column
<b>ATTC10</b>	13 7/16"	5 1/2"	10 3/16"	19"	10" Column
<b>ATTC12</b>	15 15/16"	6 3/8"	12 3/16"	22 9/16"	12" Column



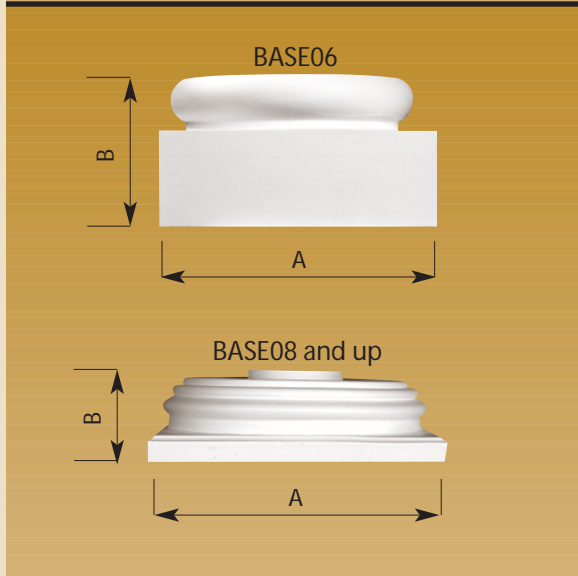
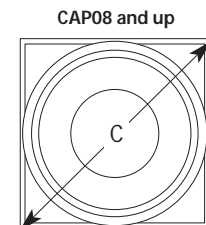
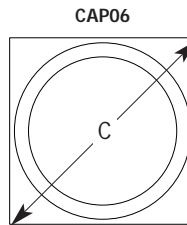
Use plenty of polyurethane-based adhesive AT101-300 on all contact surfaces - see page 122.  
 Can't find what you're looking for? Call our Customer Service Representatives to talk about your specific needs.

# Decorative Bases & Capitals



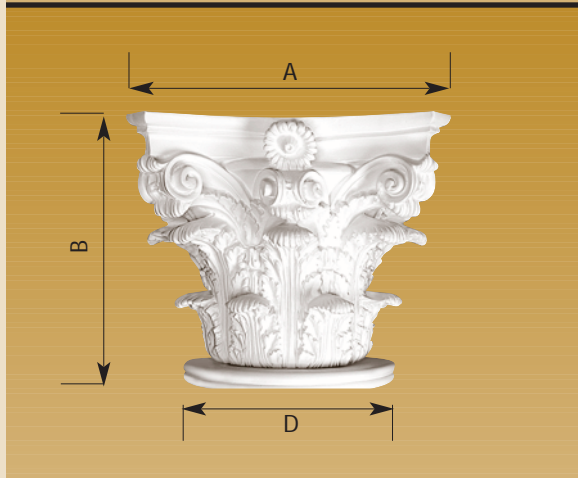
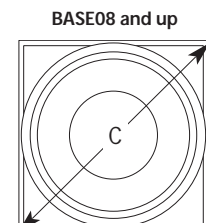
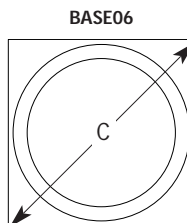
## Standard Capital

	A	B	C	Fits Column Size
<b>CAP06</b>	7"	4"	9 7/8"	6" Column
<b>CAP08</b>	11 3/4"	2 7/8"	16 5/8"	8" Column
<b>CAP08-TAP</b>	9 5/16"	3 3/16"	13 3/16"	8" Tapered Column
<b>CAP10</b>	12 3/4"	3 1/4"	18"	10" Column
<b>CAP10-TAP</b>	11 5/8"	3 1/4"	16 7/16"	10" Tapered Column
<b>CAP12</b>	15"	3 1/4"	21 3/16"	12" Column
<b>CAP12-TAP</b>	13 3/8"	3 1/4"	18 15/16"	12" Tapered Column
<b>CAP14</b>	17"	3 1/4"	23 3/4"	14" Column



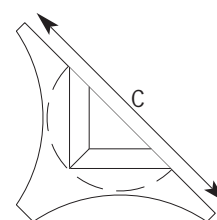
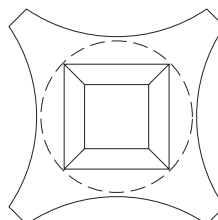
## Standard Base

	A	B	C	Fits Column Size
<b>BASE06</b>	7"	4"	9 7/8"	6" Column
<b>BASE08</b>	11 3/4"	2 7/8"	16 5/8"	8" Column
<b>BASE10</b>	12 3/4"	3 1/4"	18"	10" Column
<b>BASE12</b>	15"	3 1/4"	21 3/16"	12" Column
<b>BASE14</b>	17"	3 1/4"	23 3/4"	14" Column



## Roman Corinthian Capital

	A	B	C	D	Fits Column Size
<b>CR2424-F</b>	18 1/2"	15 1/2"	24"	13"	10" to 12" Full Column
<b>CR2424-H</b>	24"	15 1/2"	24"	13"	10" to 12" Half Column



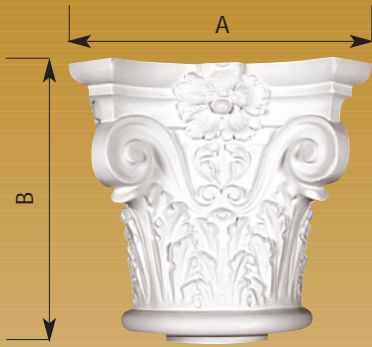
Use plenty of polyurethane-based adhesive AT101-300 on all contact surfaces - see page 122.

Can't find what you're looking for? Call our Customer Service Representatives to talk about your specific needs.



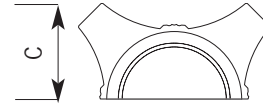
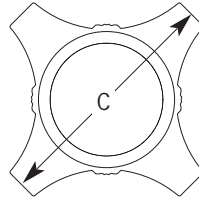
# Decorative Bases & Capitals

COLUMNS & PORCH POSTS Decorative Bases & Capitals



## Roman Corinthian Capital

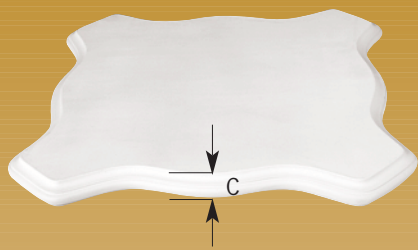
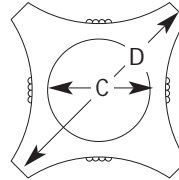
	A	B	C	Fits Column Size
<b>CR1212-CF</b>	12 1/2"	11 3/4"	15 7/16"	8" Full Column
<b>CR1212-CH</b>	12 1/2"	11 3/4"	6 1/4"	8" Half Column



## Crown Capital

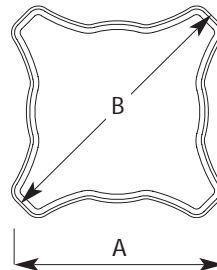
	A	B	C	D	Fits Column Size
<b>CROWN-06*</b>	12 1/2"	4 15/16"	6 3/4"	15 9/16"	6" Column
<b>CROWN-08</b>	13 3/4"	5 5/8"	8"	17 1/2"	8" Column
<b>CROWN-10</b>	16 1/2"	6 3/4"	10"	21"	10" Column
<b>CROWN-12</b>	18 1/4"	7 3/4"	12 3/16"	24 1/2"	12" Column

\*Shipped in 2 pieces.



## Large Cover for Plant Stand – To increase display surface area

	A	B	C	Fits
<b>CROWN-08LID2</b>	15 1/2"	19 5/8"	1 1/8"	Fits 8" Crown
<b>CROWN-10LID2</b>	18 3/4"	23 1/4"	1 1/2"	Fits 10" Crown



Chemcrest Decorative Columns are NOT structural, however they are ideal for concealing structural steel or wooden posts. Column pricing does NOT include Bases or Capitals – a Base and/or Capital must be ordered separately to complete the Column. Columns are shipped ASSEMBLED unless otherwise specified.

(Un-assembled Columns are shipped in two vertical half columns with a tongue and groove edge and an attachment spline – please specify "NOT ASSEMBLED" on your orders.)

Use plenty of polyurethane-based adhesive AT101-300 on all contact surfaces - see page 122.  
 Can't find what you're looking for? Call our Customer Service Representatives to talk about your specific needs.

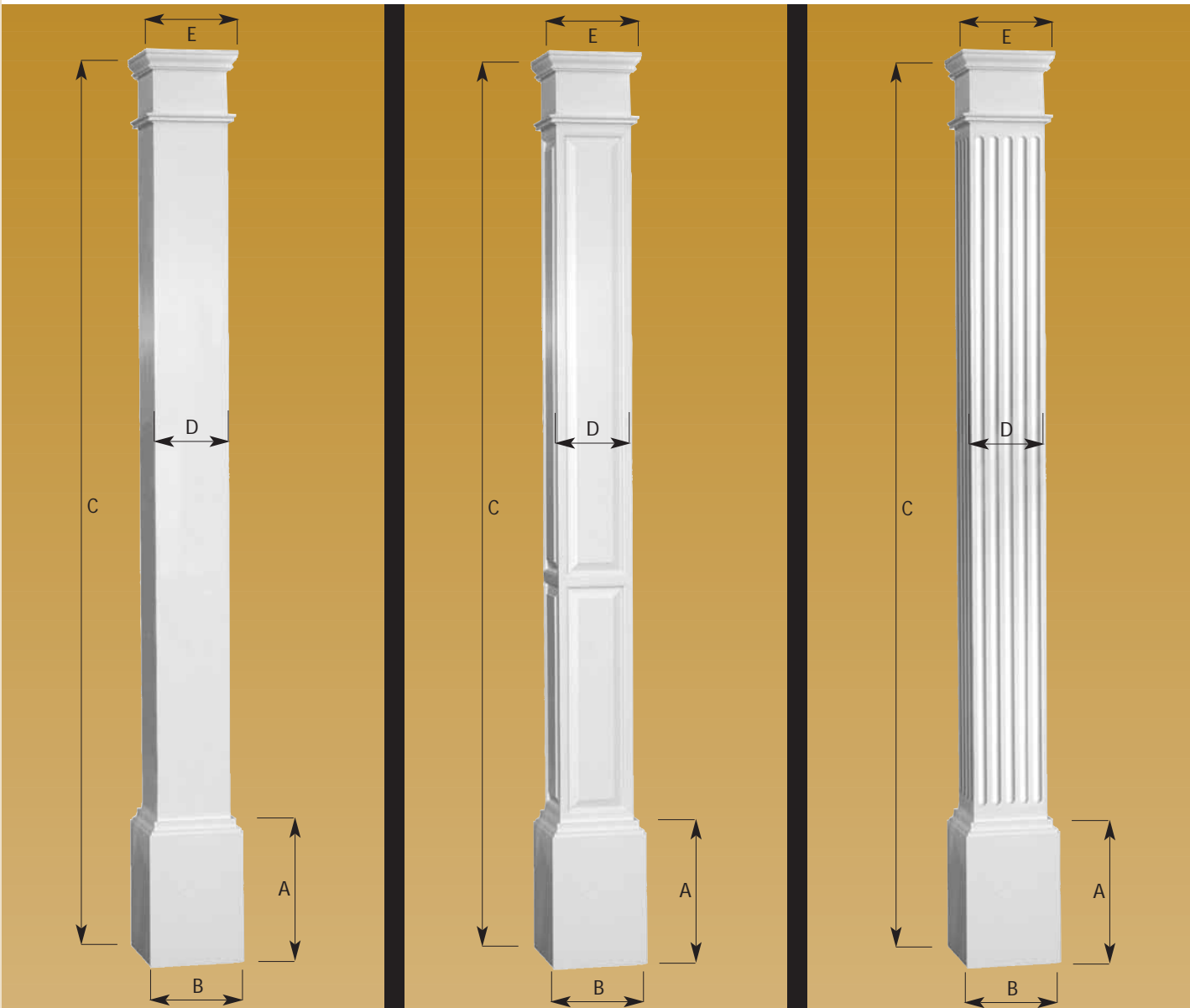
# Decorative Box Columns



Box Columns - Available in Smooth, Paneled or Fluted

	Plinth Block		Column		Cap
	A	B	C	D	E
PBX0608-FL (fluted) <b>NEW!</b>	14"	8"	96"	6"	7 13/16"
PBX0608-SM (smooth) <b>NEW!</b>	14"	8"	96"	6"	7 13/16"
PBX0808-FL (fluted)	14"	10"	96"	8"	9 13/16"
PBX0808-PN (paneled)	14"	10"	96"	8"	9 13/16"
PBX0808-SM (smooth)	14"	10"	96"	8"	9 13/16"
PBX0809-FL (fluted) <b>NEW!</b>	14"	10"	108"	8"	9 13/16"
PBX1012-FL (fluted) <b>NEW!</b>	14"	12"	144"	10"	11 13/16"
PBX1012-PN (paneled) <b>NEW!</b>	14"	12"	144"	10"	11 13/16"
PBX1012-SM (smooth) <b>NEW!</b>	14"	12"	144"	10"	11 13/16"

Chemcrest also offers other Decorative Boxed Columns in varying sizes - please phone for pricing and details.



All Chemcrest columns come assembled unless otherwise specified.

Can't find what you're looking for? Call our Customer Service Representatives to talk about your specific needs.




# Plant Stands



	Width	Height
PS2408-FL	8 1/8"	24"
PS2410-FL	9 7/8"	24"
PS3608-FL	8 1/8"	36"
PS3610-FL	9 7/8"	36"
PS4808-FL	8 1/8"	48"
PS4810-FL	9 7/8"	48"

Heights may be modified, see price list.



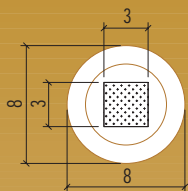
	Width	Height
PS2408-SM	8"	24"
PS2410-SM	10"	24"
PS3608-SM	8"	36"
PS3610-SM	10"	36"
PS4808-SM	8"	48"
PS4810-SM	10"	48"

Heights may be modified, see price list.

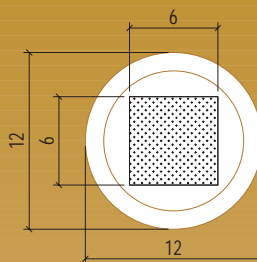
COLUMNS & PORCH POSTS Plant Stands

## Inside Column Dimensions

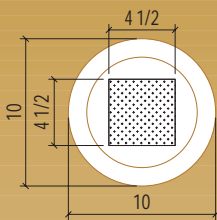
Maximum size of square post that will fit inside each column



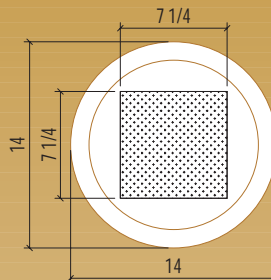
8" DIAMETER COLUMN  
a 3" by 3" post will fit inside  
an 8" Column



12" DIAMETER COLUMN  
a 6" by 6" post will fit inside  
a 12" column



10" DIAMETER COLUMN  
a 4 1/2" by 4 1/2" post will fit inside  
a 10" column



14" DIAMETER COLUMN  
a 7 1/4" by 7 1/4" post will fit inside  
a 14" column

Use plenty of polyurethane-based adhesive AT101-300 on all contact surfaces - see page 122.

Can't find what you're looking for? Call our Customer Service Representatives to talk about your specific needs.













